

Focus on the Fun NOT the Mosquitoes



100% SATISFACTION GUARANTEED

Thermacell makes repellent products that protect people from mosquitoes. If Thermacell does not perform to your satisfaction, you may return it to us for repair, replacement or refund.

DOUBLE YOUR WARRANTY TO TWO YEARS
by registering your warranty at
thermacellrepellents.com.au/warranty-registration

PRECAUTIONS

KEEP OUT OF REACH OF CHILDREN AND PETS.

For outdoor use as an insect repellent only. Do not use indoors, in tents or any enclosed area. Do not touch the grill while the appliance is in use. The grill is hot while in use. Do not insert anything other than Thermacell mats into the appliance. Place appliance on a flat, stable surface with the grill facing upward. Do not cover with any material while in use. Clean with a damp cloth only when the appliance is cool and inactive. Wash hands after use. Cartridge contains flammable, pressurized butane. Do not use near fire or flame. Protect the butane cartridges from sunlight. Do not expose them to temperatures above 50°C. Do not pierce, break or incinerate butane cartridges, even after use. Butane cartridges other than Thermacell cartridges will not work in this appliance. Seller will not be held responsible for damage, injury or poor performance caused by use of other butane cartridges or repellent mats.

CAUTION

This pesticide is highly toxic to fish. Do not apply directly to water. Drift from treated areas may be hazardous to organisms in adjacent aquatic sites. This pesticide poses a high risk to beneficial invertebrates (eg. honeybees). Do not disperse in an area where bees are foraging; or on plants likely to be visited by bees if the plant is in open flower or part bloom, or is likely to flower within 10 days following application.

STORAGE AND DISPOSAL

Store in the closed, original container in a cool, dry place out of reach of children. Do not store in direct sunlight. Store unused mats in original packaging in a cool, dry place inaccessible to children and pets. Store butane cartridges in a cool, dry place away from sources of heat. Dispose of empty container by wrapping in paper, placing in plastic bag and putting in garbage. Do not incinerate cartridges.

SAFETY DIRECTIONS

Wash hands after use.

FIRST AID

If poisoning occurs, contact a doctor or Poisons Information Centre (Phone Australia 13 11 26; New Zealand 0800 764766). Take appliance, label or product name and APVMA or HSNO Approval Number with you when seeking medical attention. Harmful if swallowed. For further product information contact Mayo Hardware 1300 360 211.

APVMA Approval No.: 54539/121783

Mayo Hardware, 71 Apollo Drive Albany 0632
Tel 09 415 6240
HSNO Approval No.: HSR000937
Refer to www.epa.govt.nz for controls.
HSNO Classifications: 2.1.1A, 6.1E, 9.1A, 9.4C
WARNING: FLAMMABLE AEROSOL, ECOTOXIC

Batch/Date of Manufacture located on each component in the box.

POISON

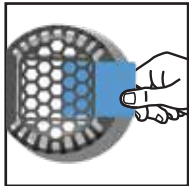
KEEP OUT OF REACH OF CHILDREN
READ SAFETY DIRECTIONS BEFORE OPENING OR USING


THERMACELL®
**MOSQUITO
REPELLENT**

ACTIVE CONSTITUENT:
219.7 g/kg ALLETHRIN 20:80


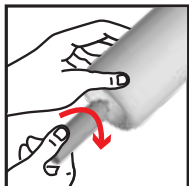


DIRECTIONS FOR USE




TO USE THE MOSQUITO REPELLENT

1. Remove one Thermacell® Mosquito Repellent mat from wrapper. Insert the mat under the grill.
2. Remove cap from the butane cartridge and screw cartridge into device. Turn cartridge clockwise until it stops. Make sure the cartridge is fully inserted.
3. To activate the mosquito repellent, grasp the mosquito repeller base and rotate base to the right until the line points to "ON". The gas will begin to flow.
4. Wait approximately 5 to 10 seconds then rotate mosquito repeller base further to the right until line points to "START" You should hear a clicking noise.



5. To verify that the mosquito repellent is activated look at the view hole. An orange light will glow. If there is no orange light, turn line back to the "ON" position and repeat rotation to the "START" position two to three times in rapid succession.
6. When finished using the mosquito repeller, rotate the base to the left until the line points to "OFF". Allow mosquito repeller to cool completely before storing.
7. To replace a used mat, make sure line points to "OFF" and allow grill to cool. Push the used mat out by inserting a fresh mat.



USEFUL TIPS

- Allow 10 to 30 minutes, depending upon the size of the area, for product to take effect.
- This product works best in outdoor areas where there is minimal air movement, such as yards and outdoor campsites.
- Provides a maximum of 4 hours mosquito repellency per mat.
- Use additional mosquito repellents to cover a larger area.
- Original and Max Life Thermacell refill mats are effective in Thermacell mosquito repellent devices.
- Mats turn from pale blue to white when mosquito repellent has been used up and needs to be replaced.
- Some visible vapor will appear during use; this is normal.
- Altitudes above 2,400m can effect product performance.

Use Restrictions

Only for outdoor use as a mosquito repellent. Do not use indoors, in tents or in any enclosed area. Do not insert anything other than Thermacell® mats into the mosquito repeller. Cover or remove all exposed food. Do not leave mosquito repeller unattended or use in windy conditions. Do not expose mosquito repeller or mats to rain. Place mosquito repeller on a flat, stable surface with the grill facing upward. Do not touch the grill; it will be hot after a couple of minutes. Clean with a damp cloth only when the mosquito repeller is cool and inactive. Only Thermacell® mats and cartridges will work in this mosquito repeller.

TROUBLESHOOTING

If you do not see an orange glow through view window

1. Repeat directions "To Turn ON".
2. If there is still no orange light visible, make sure the fuel cartridge is completely screwed into place. Repeat "Turn On" directions. Confirm the orange glow is visible.
3. Check the amount of fuel in the cartridge. If cartridge is empty or near empty, remove cartridge and replace with a new cartridge. Repeat "Turn On" directions. Confirm the orange glow is visible.

Not sure product is working?

1. Place product upwind for maximum mosquito repellency. Windy conditions can reduce mosquito repellent effectiveness.
2. Check the mosquito repellent mat. Mats turn from pale blue to white when it has been used up. See directions to replace Thermacell Mosquito Repellent Mat.
3. Check the amount of fuel in the cartridge. If cartridge is empty or near empty, remove cartridge and replace with a new Thermacell cartridge. Repeat "Turn On" directions. Confirm the orange glow is visible.